

Part C

Instructions to candidates

Number of questions: Two (2) Essay questions

Mark allocation: 40 mark

1. Following figures (Figure 1 and Figure 2) demonstrate the interfaces of Qwerty online banking system.




Figure 1: The Login Interface: User can log into the system by entering the username and the password which will be issued by the bank. (Password will be issued by the bank, however, at the initial login the user has to change this password.)




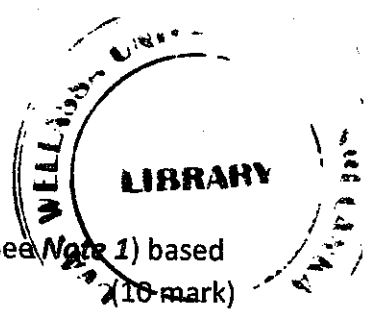
Figure 2: The Main Menu: Qwerty bank offers a large variety of services through its online banking system such as; checking account balances, payments of utility bills, transferring of funds, viewing statements and viewing interest/exchange rates.

Note 1: Fund Transfer facility:

Fund Transfer is a facility that enables the customer to transfer funds to any third party account, within or outside Qwerty Bank.

e.g. N.T. Perera can transfer 10,000 rupees from his account in Qwerty Bank, to M.M. Wijesooriya whose account is in Qwerty Bank or any other local bank.

- a. Evaluate the interfaces given in figures 1 and 2 using the tools available for screen design and layout (**Hint:** One such tool is grouping of items). State your suggestions to correctly apply those tools. (10 marks)



- b. You are required to design a data entry screen for Fund Transfer facility (See Note 1) based on following requirements.

Requirements:-

Applicant Details: (e.g. N.T. Perera)

- Customer can have **multiple accounts** within Qwerty Bank. When transferring funds he/she needs to select from which account that he/she is going to transfer funds.
- The name of the applicant has to be displayed. This will be the name of the account holder or the customer who wishes to do the fund transfer.
- Amount of the money/currency to be transferred has to be entered by the applicant. The **currency can be either Sri Lankan Rupees (LKR) or US Dollars (USD)**.
- Details of the payments have to be selected from a list of pre-defined reasons. The reasons can be, Personal Transfer, Travels, Medical Bill, Educational Fee or Other.
- If the selected reason for the transfer is "Other" there should be a place to enter the remarks/reasons.

Beneficiary Details: (e.g. M.M. Wijesooriya)

- Name and the account number of the beneficiary have to be entered.
- Transfer Type has to be selected from a pre-defined list of types by the customer. Transfer type can be either "Within Qwerty Bank" or "To Other Local Banks".
- Based on the selected Transfer Type, the bank and the branch details can be selected from pop-up windows.

e.g. If the Transfer Type is "To Other Local Banks", the name of the bank and the branch can be selected from a pop-up window which contains the list of local bank and branches. (You are not required to design this pop-up window)

- Once all these information are completed, the customer should be able to submit the transfer request.

2.

- a. Write a **usability specification** for the first use of a **Digital Diary** without prior knowledge. (Use **Guessability** as the attribute while writing usability specification). (8 mark)

- b. Draw the **semantic network** for the following description.

"Mala has two children, Nimali and Namal. They go to school with their mother who is a teacher. The school conducts classes and both boys and girls attend to classes. Teachers teach for these classes. Girls wear white frocks as their uniform. Everyone at a school receives a packet of milk at the interval time."

(12 mark)



45